

Cedar Lakes Craft Center

2020 Workshops

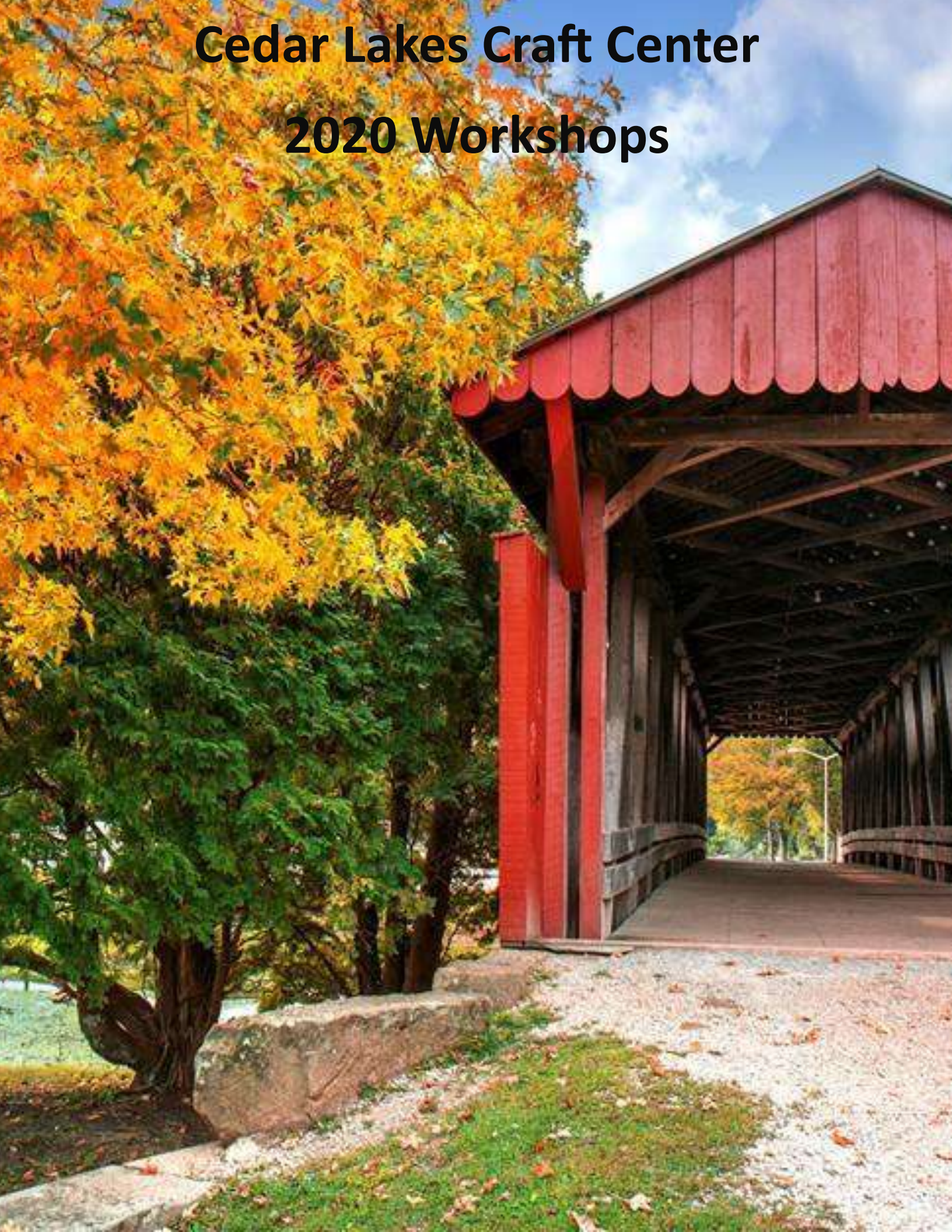


Table of Contents

Welcome to Cedar Lakes	3
Information	4
Road Scholar Weeks at Cedar Lakes	5
Cedar Lakes Workshops	6
Old Time Fiddle	6
(March 8-13 with Dave Bing)	
Quilting Retreat	6
(March 29– April 3 with Judy Lilly and Kathy Saunders)	
Workshop Descriptions	7-16
(Descriptions are in alphabetical order Acrylics - Woodturning)	
Artists Biographies	17-21
Application Form 2019	22



Welcome to Cedar Lakes

Cedar Lakes was established for the purpose of providing West Virginia's youth and adults with facilities where educational groups can assemble in meetings for the purpose of developing leadership, better home life, citizenship, and enjoy wholesome, organized recreation. The Conference Center serves as an important residential education institution for West Virginia.

Cedar Lakes has a variety of meeting venues and lodging options for groups from two to 500. Our facilities are adaptable to meet the needs of corporations, civic groups, churches, camps, families or government agencies. Whether you need a private banquet, reception, picnic or other special meal request, our food service staff will work with you to create a memorable event.

We hope that you will consider Cedar Lakes the next time you are planning an event. Contacts can be made at the following:



Cedar Lakes Conference Center

www.cedarlakes.com

82 FFA Drive Ripley, WV 25271

Phone: (304) 372-7860

Fax: (304) 372-7881

E-mail: info@cedarlakes.com

Operated by

West Virginia Department of Agriculture

Information

Fees/Tuition, Meals and Lodging

A \$50 non-refundable deposit is required at the time of application for each class sponsored by Cedar Lakes. The balance of the fee is payable 30 days prior to the first day of scheduled class. Road Scholar class fees are paid directly to Road Scholar.

The workshops and seminars are offered with special package costs that include instruction, meals, and lodging. The package costs for the classes are noted: (C) commuter with no meals; (D) dormitory accommodations with meals; (S) semi-private 2 people per room with meals; and (P) private accommodations with meals. Please note certain weeks, room availability may be limited at the Conference Center. Cedar Lakes does not assign roommates for semi-private rooms.

Materials Fees

A fee is charged for most workshops to cover the cost of expendable materials and supplies. A “to bring” supply list will be sent to students prior to the workshop.

Refunds

The fees (excluding the \$50 non-refundable deposit) will be refunded if notice is received three weeks prior to the beginning of the class. A complete refund will be made if the Crafts Center is required to cancel a workshop due to insufficient enrollment.

Enrollment

Class size is limited to maximize the learning opportunity. Apply early to insure your place. These workshops are available without regard to race, national origin, sex or handicap. Workshops can also be cancelled if minimum enrollment isn't met.

Hours

All classes meeting on a daily basis will begin at 8:30 a.m. and end at 4:30 p.m. Weekend classes begin at 6:00 p.m. Friday and run through 1:00pm Sunday.

For More Information:
Cedar Lakes Craft Center
 82 FFA Drive Ripley, WV 25271
 304-372-7860 EXT 408
 mlitton@wvda.us

Road Scholar weeks at Cedar

In the early '80s, the Crafts Center joined Elderhostel (now Road Scholar), an international network of colleges and other institutions offering special classes for senior citizens 55 years of age and older. Last year over 1,000 students from throughout the United States and two countries participated in a weeklong craft workshops at the Cedar Lakes Crafts Center.

A typical week starts with dinner and orientation Sunday evening. Classes are scheduled from 8:30 to 4:30 daily with special activities in the evenings. A banquet on Thursday evening culminates the week and participants bid one another good-bye after lunch on Friday.

Registration for these weeklong classes is handled directly by the national office of Road Scholar. The Craft Center can also be of help in learning more about the program. The schedule for workshops in 2020 is listed below with program numbers.

Road Scholar Workshops 2020

April 5-10

6243 Basketry - Debbie Martzall
5123 Dulcimer - Tish Westman
2497 Stained Glass - Stephanie Danz
2502 Watercolors - Debbie Lester
2500 Wood Carving - Bob Barris
2505 Woodturning - Byron Young
23119 Quilting - Judy Lilly

April 26-May 1

6243 Basketry - TBA
6244 Blacksmithing - Peter Buchanan
23118 Fiddle - Joseph Callaway
5119 Fly fishing and fly tying - Randy Augustine
22904 Photography - Ron Gaskins
12643 Writing - Colleen Anderson
2497 Stained Glass - Stephanie Danz
2502 Watercolors - Jerre Watkins
2505 Woodturning - Byron young
23745 Wool Felting - Debbie Martzall

August 9-14

6243 Basketry - TBA
5123 Dulcimer - Tish Westman
5118 Nature Printing- John Doughty
22904 Photography - Ron Gaskins
2497 Stained Glass - Stephanie Danz
23744 Whodunnit? Youdunnit! Writing - Colleen Anderson
2500 Wood Carving - Bob Barris
2505 Woodturning - Byron Young
23745 Wool Felting - Debbie Martzall

August 23-28

6243 Basketry - Debbie Martzall
23118 Fiddle - Joseph Callaway
2497 Stained glass - Stephanie Danz
2502 Watercolors - Debbie Lester
2505Woodturning - Byron Young
23119 Quilting - Judy Lilly

September 6-11

6243 Basketry – TBA
6244 Blacksmithing – Peter Buchanan
5118 Nature Printing – John Doughty
22904 Photography – Ron Gaskins
20062 Psalter – Tish Westman
23119 Quilting - Judy Lilly
2497 Stained Glass – Stephanie Danz
2502 Watercolor – Jerre Watkins
2500 Wood Carving – Bob Barris
2505 Woodturning— Byron Young
23745 Wool Felting - Debbie Martzall

October 4-9

5123 Dulcimer – Hiedi Muller
22904 Photography – Ron Gaskins
23119 Quilting – Judy Lilly
2497 Stained glass- Stephanie Danz
2502 Watercolors – Debbie Lester
2500 Woodcarving – Bob Barris
2505 Woodturning – Byron Young

October 18-23

6243 Basketry – TBA
6244 Blacksmithing – Peter Buchanan
23118 Fiddle – Joseph Callaway
2497 Stained Glass- Stephanie Danz
13124 Tinsmithing – Jeff Leister
2502 Watercolors – Debbie Lester
2505Woodturning – Byron Young
18006 Writing – Colleen Anderson

Registration is handled through
Road Scholar. Call
877-426-8056 or go to
www.road scholar.org to
register.



2020 Cedar Lakes Workshops

January 17-19 (Weekend)

Blacksmithing - Jeff McCrady

February 7-9 (Weekend)

Art of wool felting - Debbie Martzall

Blacksmithing - Jeff McCrady

Painting - Debbie Lester

Stained Glass - Stephanie Danz

MARCH 8-13 OLD TIME FIDDLE (Week)

Dave Bing

March 29- April 3, 2020 Quilt Retreat (Week)

Judy Lilly

Kathy Saunders

MAY 1-3 (Weekend)

Acrylic painting - Vivian Ripley

Basketry - TBA

Beading - Wendy Ellsworth

Ukulele - Tish Westman

JULY 19-24 (Week)

Art of wool felting - Debbie Martzall

Basketry - TBA

Dulcimer - Tish Westman

Stained Glass - Stephanie Danz

Tinsmithing - Jeff Leister

Watercolors - Vivian Ripley

Woodcarving - Bob Barris

Woodturning - Byron Young

October 9-11 (Weekend)

Pastels - Vivian Ripley

Photography – Ron Gaskins

Quilting - Judy Lilly

Stained glass- Stephanie Danz

Watercolors – Debbie Lester

November 8-13 (Week)

Basketry - TBA

Blacksmithing - Peter Buchanan

Painting - Debbie Lester

Psalttery - Tish Westman

Stained Glass - Stephanie Danz

Woodturning - Byron Young

December 11-13 (Weekend)

Acrylic painting – Debbie Lester

Basketry – TBA

Stained Glass – Stephanie Danz

Week Workshops :

(C) \$212.00 (D) \$419.81

Holt Lodge (P) \$801.41 (S) \$562.91

Weekend Workshops :

(C) \$143.10 (D) \$220.50

Holt Lodge (P) \$376.32 (S) \$279.33

(C) Commuter (D) Dorm

(P) Private (S) Semi-private

Register by calling the Craft Center at

304-372-7860 EXT 408

Or online at cedarlakes.com



Workshop Descriptions

Acrylics

Vivian Ripley

(May 1-3)



Come enjoy a relaxing weekend experiencing the exciting medium of acrylic! You will learn how to apply acrylic in many different ways, with a variety of brush strokes, resulting in an array of effects:

transparent, opaque, brilliantly colored or light in tone. Learn how to create different surfaces and textures in this class that include both individual attention and constructive class critique. Vivian will demonstrate throughout the weekend. Although some painting experience is helpful, all levels are welcome. Those with questions may contact the instructor.

Art of Wool Felting

Debbie Martzall

(February 7-9, April 26 - May 1, July 19-24, August 9-14, September 6-11)



The goal of the class is to learn the basics of needle felting with wool. My goal is to teach each student how to use wool as a sculpting medium, just as clay is used – so similar, yet so different...come & learn! Supply Fee: \$30

Basketry

Debbie Martzall

(April 5-10, August 23-28) Supply Fee: \$40



During this week long class of ribbed basketry Four (4) baskets will be taught and the goal of the class is not only the completion of the baskets

but also to have each student leave with a smile!

Basketry

Instructor TBA

(April 26– May1, May 1-3, July 19-24, August 9-14,
September 6-11, October 18-23, November 8-13,
December 11-13)



Having fun with color is a class for all levels of weavers from beginner to advanced. In this class you will learn many techniques as you design and create your baskets.

We will incorporate various colors into your creations. This is a non-stressful, entertaining, fun week. Everyone works at their own pace. Supply Fee: \$50

Beading

Wendy Ellsworth

Uxmal Pendant

(May 1-3)



This pendant was inspired by the colors of Mexican folkart and the ancient pyramids of Mesoamerica. Utilizing a technique pioneered by Kate McKinnon in her Geometric Beading Vo.1, the pendant is made with size 11 Delica

cylinder beads in multiple colors. The techniques include Modified Right Angle Weave, peyote and herringbone stitches. Kits will be available in two colorways or participants can choose to bring their own beads to make the project . Kit Fee:\$25

Workshop Descriptions

Blacksmithing

Jeff McCrady

(January 17-19 and February 7-9)

Peter Buchanan

(April 26– May 1, September 6-11, October 18-23, November 8-13)



Students will learn basic skills and techniques used in hand-forging both functional and sculptural objects. This class is for beginners as well as the experienced blacksmith wanting to further develop

their artistic skills.

Supply Fee: Weekend \$30 Week \$60

Dulcimer

Tish Westman

(April 5-10, July 19-24, August 9-14)

Heidi Muller

(October 4-9)



The Appalachian dulcimer is often the core sound at the center of folk and old-time harmony — and there's no better place to explore this musical tradition than in the

heart of West Virginia! Bring your own dulcimer for an expert-led immersion into the techniques, chords and rhythms that bring the “mountain” dulcimer to life. Even novice musicians will learn to play old favorites and classic American folk songs.

Fiddle

Joseph Callaway

(April 26– May 1, August 23-28, October 18-23)

Road Scholar beginner to advanced fiddle

Old -Time Fiddle with Dave Bing

March 9-13



Fees: (C) \$212.00 (D) \$419.81

Mountaineer: (S) \$544.36 (P) \$764.31

This class is directed toward intermediate advanced fiddle players. Students will learn various bowing and fingering techniques, while working on expanding their repertoire. Tunes will be broken down to enable students to concentrate on timing and notes, while showing students the different methods of “ attacking” the tune.

Fly Fishing and Fly Tying

Randy Augustine

(April 26 – May 1)



Students will learn the basic fly casting techniques while outside by the lake and knot tying in the classroom. Course will also include an introduction to trout stream entomology, fly-tying and fly casting instruction, and much more. Supply Fee: \$35



Workshop Descriptions

Nature Printing

John Doughty

(August 9-14, September 6-11)



Capture the intricacy, variety and beauty of plants by applying inks and paints to the plants then pressing them onto paper or fabric to

produce an exact and amazingly detailed image of the original plant. We will use this 500-year-old technique to create plant images on note cards, fine art, table linens and clothing. Explore your creativity without the need to draw or paint. The art is already in the plants. Supply Fee: \$35

Pastels

Vivian Ripley

(October 9-11)



This course stresses the infinite versatility of this increasing popular medium. Each student will learn to achieve vibrant “color with character”, aided by proper tonal value,

light, and pattern, as he/she learns a specific technique or application with a variety of subject matter. Vivian will always demonstrate how to build a strong composition, and painting outdoors is a possibility. Lots of individual attention and constructive class critique. As a participant reported, "I have learned and produced more in your class than dozens of others I have attended!"

Photography

Ron Gaskins

(April 26 – May 1, August 9-14, September 6-11, October 4-9, October 9-11)



This class is appropriate for beginners to intermediate, but experienced photographers may also enjoy a review of skills, as well as learning new ones. Photography themes will include nature, travel, history and wildlife, with an emphasis on capturing the best possible image in the field and reliance on post-processing.

Psaltery

Tish Westman

(September 6-11, November 8-13)



The bowed psaltery is one of the easiest instruments to learn. No fingering, just bowing. It's haunting and beautiful sound is somewhat reminiscent to that of a violin. The

bowed psaltery is triangular in shape, allowing each string to extend a little farther than the one before it , so that each can be individually bowed. There is no need to know music, you will learn the basics while in class. Come and enjoy learning to play a new instrument!

Workshop Descriptions

Quilting

Judy Lilly

MAR 29 – APR 3 QUILTING RETREAT

'QUILT ON THE WILD SIDE'

This wonderful week will focus on creative expression using various methods to achieve texture on cotton fabric. We will be dyeing the fabrics, using paints on fabric and fusible, experimenting with resists, exploring ways to use embellishments and more in this fun filled week! Go home with a notebook full of samples and ideas as well as a simple project using the techniques learned and hand dyed fabric to use for future projects. This class will jump start your imagination as well as provide you with ideas for future projects.

FEE: \$18

SKILL LEVEL: FOR ALL CREATIVE QUILTERS



Kathy Saunders

March 29—April 3 Quilt Retreat

Civil War Era Quilts


During the historically rich era of The American Civil War, a variety of quilts were being made by American women. We

will have different choices of patterns and discuss our country's history while working on your own quilt. You may go with a large quilt or maybe you'd like to do a few small wall quilts! You will receive several pattern choices and instructions on how to make them during class. Join us for this fun and informative class. While making your very own project and listen to quilt stories and history while you work.

NOTEBOOK FEE: \$8

SUPPLIES: SEE SUPPLY LIST

SKILL LEVEL: CONTINUING BEGINNER TO ADVANCED



Workshop Descriptions

Quilting

Judy Lilly

APR 5-10 (Road Scholar week)

'DRAMATIC DRESDEN PLATE QUILT' 35" X 35"

This old traditional quilt block takes on a new life with exciting contemporary fabrics or make it with old fashioned calicos like grandma used! It is constructed using a simple method that can be achieved by even beginning quilters and can be made larger by bringing additional fabric for more blocks. A scrappy look can be made using random scraps for the plates with another color for centers and sashing.



TEMPLATE REQUIRED: \$8.00 EZ EASY DRESDEN TOOL BY

DARLENE ZIMMERMAN

SKILL LEVEL: CONTINUING BEGINNER TO ADVANCED

Judy Lilly

AUG 23-28

'UPSY DAISY QUILT' 52" X 72"

This charming daisy quilt was designed by my friend, Tina Roth, and features black and white printed fat



quarters with a daisy on each block. However, you can use scrappy fabric or other choices just make sure you have a light and dark of each color you use. My sample used white with black print and black with white print with red daisy centers.

SKILL LEVEL: CONTINUING BEGINNERS TO ADVANCED

Workshop Descriptions

Quilting

Judy Lilly

SEPT 6-11

'MAGIC PINEAPPLE QUILT' 40" X 40"

Learn a new and exciting method for making this beautiful old traditional quilt block. No templates or fancy rulers, just simple sewing



that magically produces the block. Choose the number of blocks you want to make - 5 will make a table runner; 9 a wall quilt; 15 a large coverlet or twin; or make additional blocks for larger bed quilts.

SKILL LEVEL: CONTINUING BEGINNERS TO ADVANCED

Judy Lilly

OCT 4-9

'SQUARE DANCE QUILT' 60" X 70"

This exciting square in a square quilt is made in a simple, but different way that requires no



templates. It showcases a diagonal setting and can be made with any style fabrics. Learn how to set blocks on point and how to work with a scalloped border in this class.

FEE: \$10. PATTERN – 'SQUARE DANCE'

SKILL LEVEL: CONTINUING BEGINNERS TO ADVANCED

Workshop Descriptions

Quilting

Judy Lilly

OCT 9 – 11

‘SCRAPPY HUGS & KISSES’ 38” X 38”

Don't we all have too many scraps? Dig out your light and dark scraps from leftover projects to create this



beautiful wall quilt... Or you can always bring extra fabric and make a bed quilt. It is simple enough for beginners yet a study in accuracy for advanced students. The hugs and kisses quilt will be an exciting addition for your home or a striking gift for a friend or baby!

SKILL LEVEL: FOR CONTINUING BEGINNERS TO ADVANCED

Stained Glass

Stephanie Danz

(February 7-9, April 5-10, April 26– May1, July 19-24, August 9-14, August 23-28, September 6-11, October 4-9, October 9-11, October 18-23, November 8-13, December 11-13)

This exciting and focused class offers various opportunities for the beginner, intermediate



or advanced student. The class will be tailored to fit the needs of each student according to their knowledge and abilities. Based on my thirty years of experience in the stained glass field of art, I have many skills and tips to share with my students. Beginners will learn the basics of creating a simple stained glass panel as well as basic design, patinas, color selection and more! I teach the Tiffany method, also known as the copper foil method, which entails choosing a pattern, using specific tools, cutting glass, grinding, foiling, soldering, cleaning and applying a patina, finishing with a compound and polishing and buffing to a beautiful shine! For the intermediate and advanced students, it will afford the opportunity to take your work to the next level, enhancing your skills while adding some new and different techniques to your repertoire! Supply Fee: \$75



Workshop Descriptions

Tinsmithing

Jeff Leister

(July 19-24, October 18-23)



Using patterns and techniques of the tinsmiths from the 1800s, students will learn to bead, form, fold, pierce, and solder tin to create useful objects, such as cups, wall sconces, cookie cutters, and pierced panels.

Advanced students may make items such as coffee pots, and lanterns. Also covered will be the history of tinsmithing, pattern making, and design. A \$25.00 fee will cover basic supplies. Students should bring the following; non-serrated tin snips, scratch awl, 12 inch rule with 1/6 graduations, and pair of cotton gloves. Minimum student age 16.

Ukulele

Tish Westman

(May 1-3)



Ukulele / Beginner to Advanced. All levels will be challenged. Learn about notes on the fingerboard, chords, strumming and finger picking. All sizes of uke welcomed.

Watercolors

Vivian Ripley


(July 19-24)



This week will focus on the wonderful transparency and color vibrancy of the watercolor medium as we learn several methods of application, with demonstration and

step-by-step approach. Some new techniques are always presented, with the possibility of painting on new surfaces. Lots of individual attention and helpful critique in a very supportive atmosphere. Students have said: "This workshop was one of the best I've attended!" "Your instruction and help is excellent. Every class I take from you I learn more and more!"

Jerre Watkins



(April 26– May 1, September 6-11)

This is a comprehensive class in painting with transparent watercolors which should appeal to all

levels of experience. Beginners will be introduced to the color wheel, mixing colors, creating a range of values, making line drawings of shapes and transferring those shapes to watercolor paper for painting. Students can use provided references with a demo of step by step instructions or use their own photo references. Emphasis will be on creating strong designs, working from light to dark, balancing positive and negative shapes, and experiencing varied techniques and different painting surfaces. More advanced students can paint using their own references, but may be inspired by our continued projects, rhetoric, and critiques, to try new directions. My theory is that students learn the most by putting paint on paper, so we do a lot of that. The amount of beautiful creative art that is produced in five days is amazing.



Workshop Descriptions

Watercolors

Debbie Lester

(April 5-10, August 23-28, October 4-9, October 9-11, October 18-23)



I will show you how to develop a painting from start to finish, emphasis on controlling the medium.

Understanding basic watercolor techniques, wet in wet, mixing colors, values, design, the most important elements in a successful painting. Exploring different subject matter, landscapes, florals, still life. I will demo every morning and afternoon, with exercises to help you develop your own style.

Writing

Colleen Anderson

Sensory and Specific

(April 26 – May 1)



Writing with all five senses makes for vivid, memorable language in poems, essays and memoirs. Take the plunge into the "five rivers," as poet Mary Oliver calls the senses. Examples, discussion, exercises and some laugh-out-loud

wordplay for beginners and seasoned writers.

Whodunnit? YOUdunnit! — Writing a Murder Mystery

(August 9-14)



In this workshop, participants will develop characters and plot for a comic murder mystery theater performance. Learn about building the arc of a compelling story, writing dialogue, crafting suspense,

creating clues, and pacing a script. By the end of the week, participants will be prepared to present a staged reading of their play.

From the inside out

(October 18-23)



Honor your personal story with vivid creative writing. You'll hear examples of luminous writing, respond to a writing prompts, share stories and learn to clarify your writing. You'll gain new skills you can apply to personal writing in

any form: journaling, memoir, poems, essays, even songs



Workshop Descriptions

WoodCarving

Bob Barris

(April 5-10, July 19-24, August 9-14, September 6-11, October 4-9)



Learn about carving, finishing and sharpening, and examine techniques for "relief and in the round" using basswood, palm

gouges and carving knives. Woodcarving projects include choosing from 35-40 animals and human characters and will be provided by the instructor. This class offers a wide range of appropriate project for every skill level. Beginner to advanced students welcome.

Supply Fee: Per Project \$4 -\$10

Woodturning

Byron Young

(April 5-10, April 26 - May 1, July 19-24, August 9-14, August 23-28, September 6-11, October 4-9, October 18-23, November 8-13)



Enjoy this hands-on woodturning class, starting with the basics and then moving to the more

advanced aspects of spindle, bowls, and finials. Learn from professional woodturner about safety, the lathe, tools, wood selection and preparation, mounting options and more.

Supply Fee: \$50

Artist Biographies



Colleen Anderson earned her B.A. in English at WVU and a Master's degree in Humanities from Marshall University. She has been self-employed as a writer and designer since 1975, and formed Mother Wit Writing and Design in 1983. Her creative studio has earned numerous honors, including

WV Communicator's Best of Show award and several first place awards from the National Federation of Press Women. Her stories and poems have been published by the PEN Syndicated Fiction Project, Redbook, Embers, Kestrel, Arts & Letters, Passager, Carolina Quarterly, The Sun, and many other periodicals. Her songs have been featured on Public Radio International's "Mountain Stage" and "The Folk Sampler," and produced two albums of original songs, Fabulous Realities (1991) and Going Over Home (2001). Her writing has earned two Individual Artist Fellowships from the WV Community on the Arts. She currently lives and works in Charleston, WV.



Randy Augustine has taught fly-fishing for over 30 years in various school community education programs. He now works as a professional fly-fishing guide and is very involved

with Trout Unlimited fly-fishing schools in WV. He has been an instructor at Cedar Lakes for 10 years. He is retired from the Kanawha Charleston Health Dept. and is currently employed part-time at Charleston Area Medical Center in the ER, HIV-Aids and Hemophilia Clinics. He also works as a health department consultant.



Bob Barris is a native of Ohio and has been carving since 1984. He has participated in many shows and has won several awards on the national and international levels. He is well known for his wildlife carvings, which he sells through art galleries across the US. He has been teaching woodcarving since 1986 and enjoys working with students of various skill levels for beginners to advanced.



Dave Bing is one of West Virginia's most respected old-time fiddlers. He has considerable skills and patience as an instructor. He has taught old-time fiddle to students at all levels in the U.S., the British Isles, Spain and Australia. Perhaps his most significant inspiration was his relationship with the legendary Hammons family of Pocahontas County, West Virginia. He has performed with the Bing Band for more than 20 years and now performs with the band Gandy dancer, in addition to various other artists.



Peter Buchanan is a local metal artist who lives and works in Bedford County, Virginia. He began blacksmithing in 1991 after being introduced to the craft through historical reenacting.

Deeply impacted by the World Trade Center attacks on 9/11, he started doing metal sculpture. His current work, which focuses on spirituality and the inner person, is heavily influenced by both primitive and tribal art. A key theme in his work is the ignored (or misunderstood), duality of the human condition. One unique aspect to Peter's work is that in addition to using both ferrous and non-ferrous metals, he uses century old, and older, Virginia wrought iron in many of his pieces. He has several projects underway. He is currently collaborating with local artists on mixed-media series.

Artist Biographies



Stephanie Danz is the Artist/ Owner of Mountain Art Glass in Fayetteville where she teaches the art of stained glass and creates her one of a kind pieces, including original designed commissions. In the past, juried art fairs have been a part of her schedule including Mountain State Arts and Craft Fair at

Cedar Lakes, Kentucky Crafted, Winterfair in Ohio and shows at Tamarack and the West Virginia State Fair to name a few. Sales to Japan and Canada have been great experiences. The local Fayetteville community with its rich history and broad spectrum of experience has become home. Stephanie enjoys not only what the community offers in the sense of support, but also, the various activities and events where residents congregate to enjoy art, food and friendship. Stephanie's work, including her unique and one of a kind jewelry, is available at WV Fine Artisans, Tamarack, Canyon Rim Visitor Center, Studio B and several others venues in West Virginia and around the United States. Or you can view her work at www.facebook.com/mountainartglass or for questions and commissions you can e-mail her at mountainartglass@suddenlink.net She is a past member of Tamarack Artisan Advisory Board representing glass.



John Doughty is a retired chemist who has been doing nature printing for over 25 years. He has been exhibiting at the Mountain State Art & Craft Fair for over 20 years. John is past president of the international organization, The Nature Printing Society. His work was selected as part of a year-long exhibit at the Smithsonian in Washington, D.C. and he is the co-author of a book, *Creating Art from Nature: How to Handprint*

Botanicals. He teaches adult classes through the Road Scholar Program.



Wendy Ellsworth Wendy Ellsworth is a nationally and internationally known seed bead artist. Her work can be found in major gallery exhibitions of contemporary fiber, beadwork, jewelry, glass and basketry as well as in numerous books and periodicals. With a career in beading that spans nearly

50 years, she maintains a private studio in Buck's Co., Pennsylvania. Her book titled *Beading – the Creative Spirit: Finding Your Sacred Center Through the Art of Beading* was published in 2009 by SkyLight Paths. She was a 2003 recipient of a Fellowship from the Pennsylvania Council on the Arts and traveled to Kenya to study the beadwork of the Maasai and Samburu tribes. In 2016-2017, five of her beaded mandalas were included in an installation at the Philadelphia Museum of Art titled: "Masters of American Craft" that featured her husband David Ellsworth's turned wood sculptures. In 2019, Wendy was a designer of the year for Beadwork Magazine.



For over 40 years, **Ron Gaskins** has looked at the world through his camera's viewfinder. For many years, he enjoyed photography as a hobby, shooting 35mm film. In 2008, he started his own business, West Virginia Fine Photography, and specializes in commercial photography. He has been on the 50-yard line during college football games, been to the top of a 100-foot fire truck ladder, been underwater with scuba divers, listened to folk singers preserving the songs of the past, and patrolled the river with law enforcement officers, all while preserving the moments with his camera. Ron has been published in several magazines, including "Wonderful West Virginia" and "Country Roads Journal." In addition to his photography, he has also authored several articles. His images have been used in advertising, feature magazine articles, websites, charity donor reports and more. His personal favorites are the ones that share the natural beauty of West Virginia.

Artist Biographies



Gail Hutchinson Weaving is a big part of my life and has been for 35 years. Technique, hand shaping, twills and teaching are a few of my favorite things to do. I have a love for naturals and am incorporating them into new designs. I've written over 200 patterns and taught most of them. I have met some life - long friends along the way and look forward to weaving and sharing with

new friends. When I'm not creating baskets or on the road teaching, I love playing with paper, painting, and watching my grandchildren grow.



Jeff Leister has been working with tin since 1980, creating pierced tin panels for various uses. He has taught classes at the Institute of Pennsylvania Rural Life and Culture in Lancaster Pa., Augusta Heritage Center in Elkins, WV., Cedar Lakes in Ripley, WV. Jeff is the resident tinsmith at the Carroll County Farm Museum in Westminster, Md., where he

also teaches tinsmithing and helps young people to carry on the traditional art and become apprentices. Most of Jeff's tinsmithing skills are dedicated to the 1800's. He strives to craft authentic tinware pieces using tinsmith tools of that time period, which he also collects and restores. Jeff has demonstrated his authentic crafts at Landis Valley Museum in Lancaster, Pa; Montpelier Mansion in Laurel, Md; 1860 Conference in Harrisburg, Pa.; West Virginia Folk Festival in Glenville WV., and the Carroll County Farm Museum, Westminster, Md



Deborah Lester has been an artist for 30 years, she paints in several mediums but is primarily a watercolorist. She has won numerous awards, most recently, the Best of Show at Carnegie Hall in Lewisburg's Season of Color Exhibit for "Coal Tipple Memories" an oil

painting of a tipple in Wyoming County, where she grew up. She likes to paint scenes of Appalachia and the people and culture that represent the beauty of WV. She now lives in Shady Spring and paints in her home studio.



Judy Lilly is a native West Virginia artist and quilt maker living in South Carolina. Her love of color and design are evident in her award-winning watercolors, quilts and wearables. A teacher certified with the National Quilting Association, she teaches on a full-time basis to guilds, shops, quilt seminars and in the Road Scholar program at Cedar Lakes. An active mem-

ber of several guilds, she has quilts in the WV Division of Culture and History's permanent collection as well as the Horry County Museum's permanent collection. Relaxing, informative classes with personal attention, original handouts, and tips and hints for better quilt making are her specialty.



Debbie Martzall earned her BS Degree in Art Education (K-12) at Millersville State University. She taught Art in Pennsylvania for 25 years. Debbie took an early retirement and moved to Tanner, WV in 2002. Her retirement is "only on paper" - she has changed her media from tempera, watercolor, crayons, pencils and clay to fiber and baskets! "Hearts of the Meadow Farm" became

a second career for Debbie with her move to WV. She is a self-taught basket maker and fiber artist. Her fiber comes from her own livestock: Coopworth and Jacob sheep, alpacas and llamas. She teaches needle felting, ribbed basketry and continues to work with children in assorted media when the opportunity presents itself. She has also taught art to children in WV that are home-schooled. Debbie was named "Teacher of the Year". This nomination was made by a former student and is a treasured memory as many memories are with her teaching career. Her second career has achieved ribbons in her needle felting, fleeces, home canning, coiled baskets and ribbed baskets. Her philosophy in teaching is: *"I believe your students need to leave your class wanting to return, and with a smile. This shows that you have succeeded as a teacher!"*

Artist Biographies



Heidi Muller is an award-winning singer-songwriter, mountain dulcimer player and guitarist. She has taught dulcimer lessons and workshops for over 20 years, and has performed and taught at folk music festivals from coast to coast. Described by Dulcimer Players' News as "one of the dulcimer community's best songwriters

and performers", she has recorded six CDs including "Seeing Things", with multi-instrumentalist Bob Webb, and has written several dulcimer songbooks. She also edited a book of oral histories and songs from her community work in Big Ugly Creek, WV, titled "Patchwork Dreams." Heidi has taught dulcimer Road Scholar workshops at both Augusta Heritage Center and Cedar Lakes Craft Center for the last few years.



Vivian Ripley is an accomplished artist of quite varied subject matter, and inherent in all her works is the beauty of color and how it is affected by light and shade. She works in pastel, watercolor, acrylic, and colored pencil (sometimes combining media), always striving to achieve beauty in each medium through her emotional use of color and tone.

Vivian has been professionally active in group and individual shows since 1975. Teaching has inspired her to examine her own works, continually strive to grow in her achievement, and to verbalize and demonstrate those findings to others- and hopefully inspire them as well. She regularly teaches pastel, watercolor, acrylic, colored pencil, and is also in demand for demonstrations and workshops in these disciplines. She has been teaching at Cedar Lakes since 1998! She has also consistently offered weekly classes since 1977 in Columbus, OH, where she resides. As is obvious from her varied subject matter, Vivian finds motivation from new ideas, new subjects. Of particular interest is painting on location. The excitement and involvement with the moment is particularly rewarding. "The whole body, and its senses, is involved with nature because of the urgency of the increasingly changing scene", says Vivian. Some of Vivian's most emotional work is done on location. A favorite area is Ontario, north of Georgian Bay. Since 1982, Vivian has been involved every summer with the La Cloche Art Show in Whitefish Falls, Ontario, where she has won awards, served as juror, and was named Distinguished Artist in 2001. Vivian is a signature member of Ohio Watercolor Society, Kentucky Watercolor Society, Missouri Watercolor Society, Wyoming Watercolor Society, Central Ohio Watercolor Society, Degas Pastel Society, International Society of Acrylic Painters, and a charter member of Ohio Plein Air Society. She is represented by Sudbury Art and Frame in Sudbury, Ontario. Vivian has participated and won awards in many state, regional, and national shows. One of her most recent is the 2018 Bronze Medal in the Ohio Watercolor Society National Show. She has enjoyed residencies at two United States National Parks: Harper's Ferry National Historical Park in West Virginia, and Hot Springs National Park in Arkansas. Vivian's special watercolor technique is spotlighted in a chapter in *The Watercolor Landscape Techniques of 23 International Artists* (International Artists Incorporated, 2003). Vivian is one of only six artists from the United States included in this popular book. Her paintings are in collections in the United States, Canada, Great Britain, France, and Japan. Please view her work at: www.vivianripleyart.com. You may contact the artist with questions at 614-451-6254 or fjripley68@gmail.com.

Artist Biographies



Kathy Saunders has been quilting for more than 35 years and teaching all aspects of quilt-making for over 30 years. A Bachelor's Degree in Residential Interior Design from Purdue University and years of working in Graphic Design and Publishing laid the ground work for the many facets of quilt-making. In recent years, historical reproduction quilts has been her main focus with a special love for the early 1800's time period

and especially Patriotic Quilts. Kathy heads up Quilts of Valor-Cincinnati with a very active group. She enjoys the stories that go with the quilts and shares a variety of facts and nonfiction in class.



Tish Westman Tish is one of the three full time resident studio Artisans at Tamarack in Beckley, West Virginia which is an art center showcasing "The Best of West Virginia", Art and Crafts from across the state. Along with being a woodworker and Luthier she also is a singer/songwriter, musician and teacher of many stringed instruments. Plays Bowed Psaltery, Ukulele,

Clawhammer Banjo, Autoharp and has won several awards on Mountain Dulcimer. She also organizes an annual Bowed Psaltery Symphony which is going into it's 11th season which brings in over 50 musicians from all over the country. She has CDs recorded with "Psaltrio" and many song books. Has performed on Mountain Stage and many other music venues including our local Carnegie Hall in Lewisburg, WV. Her passion is teaching people to play music, fiber arts and gardening.



Jerre Watkins A graduate of Oklahoma State University, Jerre received a BS degree in Interior Design and later returned to school at Marshall University to earn her MA degree in fine arts – painting. During her thirty-year pursuit of painting and teaching art, Jerre has continued to study with many top painting professionals. Although watercolor is her first love, she enjoys working in varied media. Her training leads her to focus on design in painting and in teaching, but the real goal

is to achieve an exciting combination of design, technique, and creative expression of the artist. She enjoys a variety of subject matter and style from realism to total abstraction.

Jerre's works can be found in corporate and private collections in WV and surrounding states. She has exhibited at Tamarack and the WV Juried Exhibition. She has exhibited and received awards in the following: Louisiana Watercolor Encounter, Allied Artists of WV, WV Watercolor Society, Cross Currents at Oglebay Institute, Appalachian Arts and Crafts Festival, Cardinal Valley Exhibit, Carnegie Hall Celebration of Colors, and Tri State Art Association. Most recently, in 2011, her painting in the WV Watercolor Society exhibit at Parkersburg Art Center won Best of Show. She has had solo exhibits sponsored by the WV Governor's Office, Sunrise Museum, WV Culture Center, and University of Charleston. Her work is currently on display at the University of Charleston Erma Byrd Gallery of Women Artists and in the permanent collection of the WV Culture Center. She has served as Secretary, Vice President, President, and Juried Exhibit Chair for Allied Artists of WV. She is also a member of WV Watercolor Society and the Greenbrier Artists Association.



Byron Young Is a woodturner with approximately 50 years experience. He is a member of the American Association of Woodturners and the President of the local chapter, the Mountaineer Woodturners based at Cedar Lakes in Ripley, West Virginia. He is a woodturn-

ing demonstrator at the annual West Virginia Art and Craft Fair and at the West Side Ice Cream Social, which is part of Charleston's FestivALL. Byron creates many types of woodturnings with delicate finials as a specialty. He has placed in the top three for the past two years in the juried exhibition, "Best of West Virginia" at Tamarack. Born and raised here in West Virginia, he appreciates the natural beauty of the state and generally uses hardwoods obtained locally.

Application Form 2019

Name: _____

Address: _____

City/State/Zip: _____

Phone: _____

Email: _____

Courses Desired: _____

Date Desired: _____

Craft Training and Experience: _____

Accommodations:

___ Commuting ___ Dormitory

___ Semi-Private ___ Private

Name of Roommate Requested: _____

Signature: _____

Date: _____

Please include \$50 non-refundable tuition deposit per class.

Make checks payable to Cedar Lakes and mail to:

Cedar Lakes Conference Center

82 FFA Drive

Ripley, WV 25271

Cedar Lakes Conference Center
82 FFA Drive Ripley, WV 25271
304-372-7860
mlitton@wvda.us

